




Product Catalog 2017 v 1.0
www.4DPuzz.com





NEW MINI SERIES!

Construct 150-200

14" x 8" x 2"
35 cm x 20.32 cm x 5 cm

- 70000 4D Mini New York
- 70002 4D Mini London
- 70004 4D Mini Paris
- 70006 4D Mini Washington D.C.

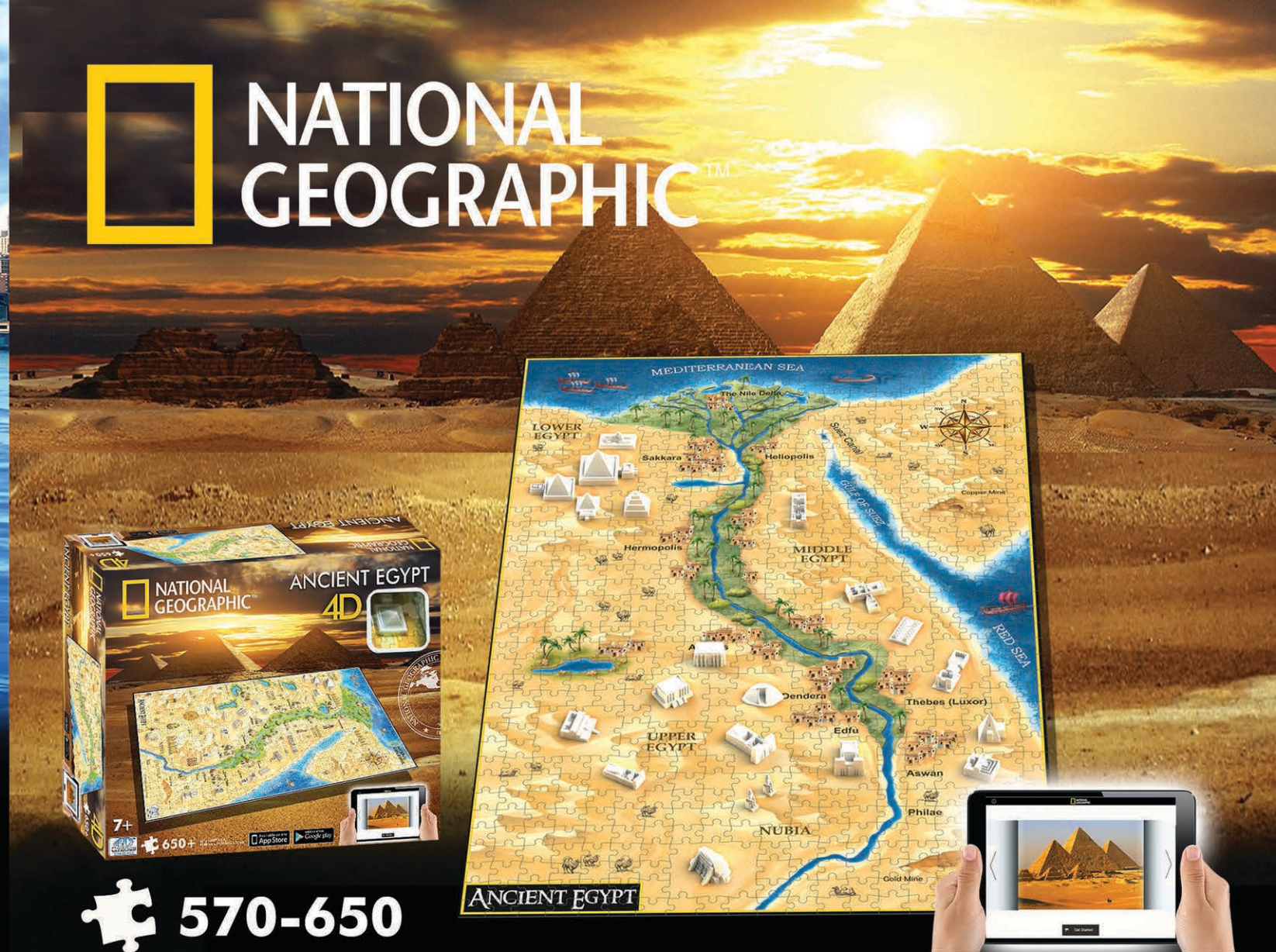
4D Cityscape now introduces you our new mini puzzle series! You first assemble the first layer jigsaw puzzle that consists of over 150 puzzle pieces. You then insert all the buildings into the puzzle forming a complete miniature model of the city! Collect them all as you tour all the famous cities in the world!




Collect Them All!
A Souvenir, a Gift, a Collection, a Memory...



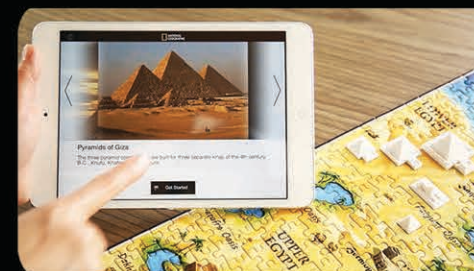
NATIONAL GEOGRAPHIC™



570-650



Travel back into time and assemble ancient cities in your own home. The base layer consist of over 500 jigsaw pieces to form the landscape of the city. With our patented multi-layer play pattern, insert each 3D replica plastic models to complete the puzzle. Upon completion, download the free 4D National Geographic App, this will provide detailed information about each 3D structure, along with a fun Trivia Quiz to test your knowledge.



- 61000 NG Ancient Egypt
- 61002 NG Ancient Greece
- 61004 NG Ancient Rome
- 61006 NG Ancient China

Take a trip back in time with National Geographic and 4D Cityscape!

4D CITYSCAPE TIME PUZZLE




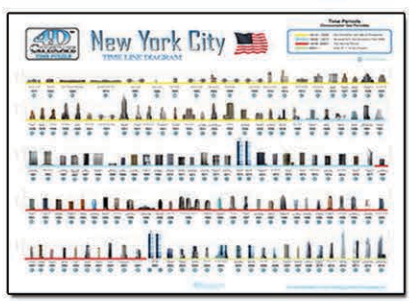
Best Seller!



4th Dimension Time Puzzles!

4D Cityscape's award winning puzzles allow you to build world famous cities alongside the fourth dimension of time. You first build a historical puzzle map that teaches you how the city used to appear. Next you build (on top) a modern day jigsaw map that teaches you how the city evolved. Lastly (in the third layer), you use 4D Time Poster to identify and place each building replica into the map according to time. This process is assembled in a time sequence according to the year each building was built.

- ✓ Learn how a city develops and evolves
- ✓ Explore historic buildings and architectural styles
- ✓ Get to know the geography of an area
- ✓ Discover the defining moments in history
- ✓ Perfect for group play
- ✓ Makes a great souvenir & gift



 USA 40008	 New York 40010	 London 40012	 Chicago 40014
 Las Vegas 40020	 Berlin 40022	 Hong Kong 40026	 Paris 40028
 St Petersburg 40036	 Osaka 40038	 Shanghai 40040	 Rome 40042
 Barcelona 40050	 Taiwan 41004	 Calgary 40056	 Macau 40054
 Melbourne 40060	 Toronto 40016	 Washington DC 40018	 Sydney 40032
 Tokyo 40034	 San Francisco 40044	 Dubai 40046	 Prague 40062
 Warsaw 40064	 Los Angeles 40082	 Boston 40080	 Seattle 40084

GAME OF THRONES™



4D PUZZLE OF WESTEROS

MODEL # 51000



4D PUZZLE OF ESSOS

MODEL # 51002



MODEL # 51003

3D KING'S LANDING



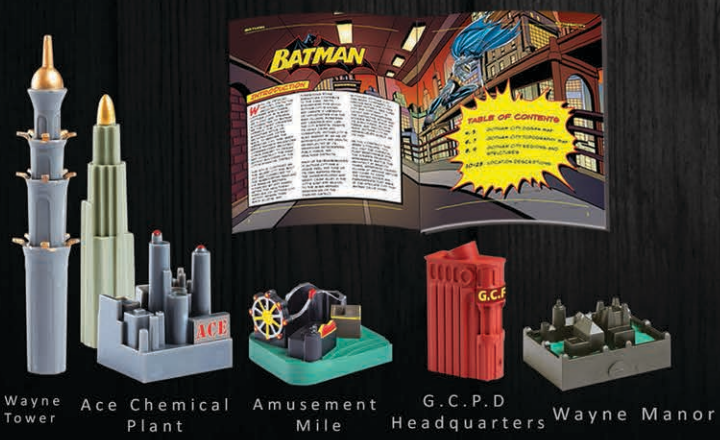
MINI WESTEROS PUZZLE

MODEL # 51001



MODEL # 51104

4D PUZZLE OF GOTHAM CITY



Wayne Tower Ace Chemical Plant Amusement Mile G.C.P.D. Headquarters Wayne Manor

- 1500 PIECE MULTI LAYER JIGSAW PUZZLE
- 30 DETAILED REPLICAS LOCATIONS
- FULLY ASSEMBLED 32" X 19.2" X 5"




BUILD AND EXPLORE GOTHAM





MODEL # 51100

THE HOBBIT




Hobbit Middle Earth Puzzle

- 1390 Multi layer jigsaw puzzle
- 32 Detailed models
- 30" x 18 x 3"



MODEL # 51102

THE LORD OF THE RINGS



Lord of the Rings Middle Earth

- 2100 Multi layer jigsaw puzzle
- 42 Detailed models
- 37" x 25 x 5"



Patented 8,074,988 B2

www.4DPuzz.com

sales@4DCityscape.com